



Proud SAW Member

# Digital Patterns

Designed by  
Steve Good

[www.scrollsawworkshop.blogspot.com](http://www.scrollsawworkshop.blogspot.com)

Home of Scroll Saw Pattern Printer




## Heart Candle Center Piece




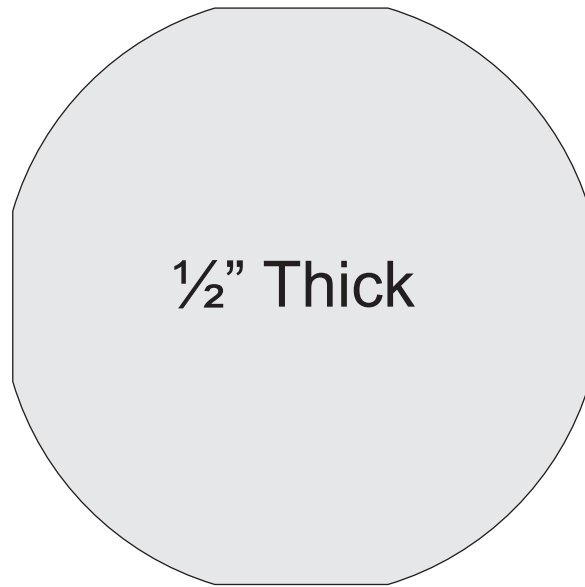
Study this picture for assembly details.

1/2" Thick

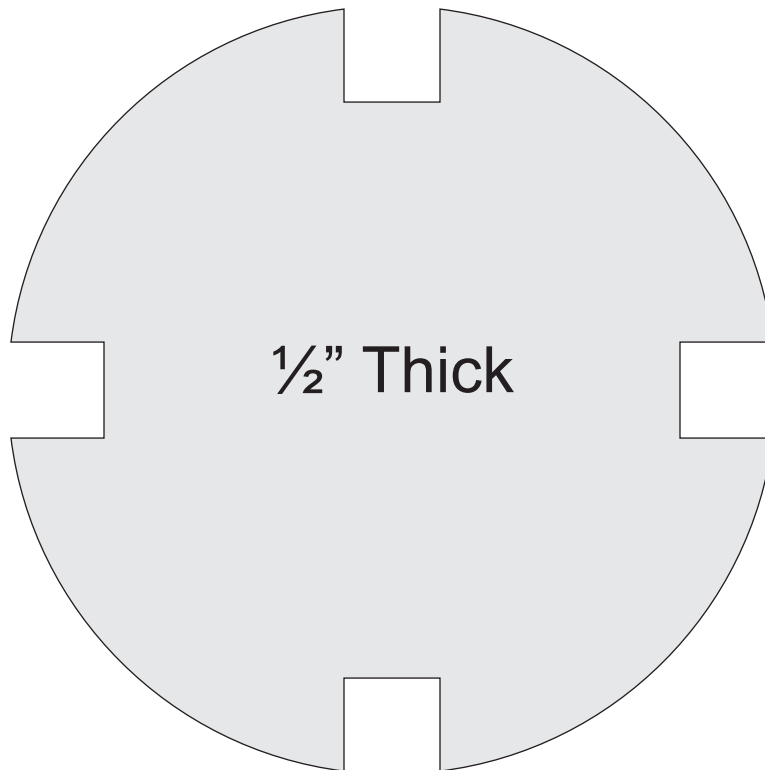


1/2" Thick





If you uses a different thickness wood  
adjust the size of the slots to fit.



Cut the slots for a snug fit with the side pieces.